


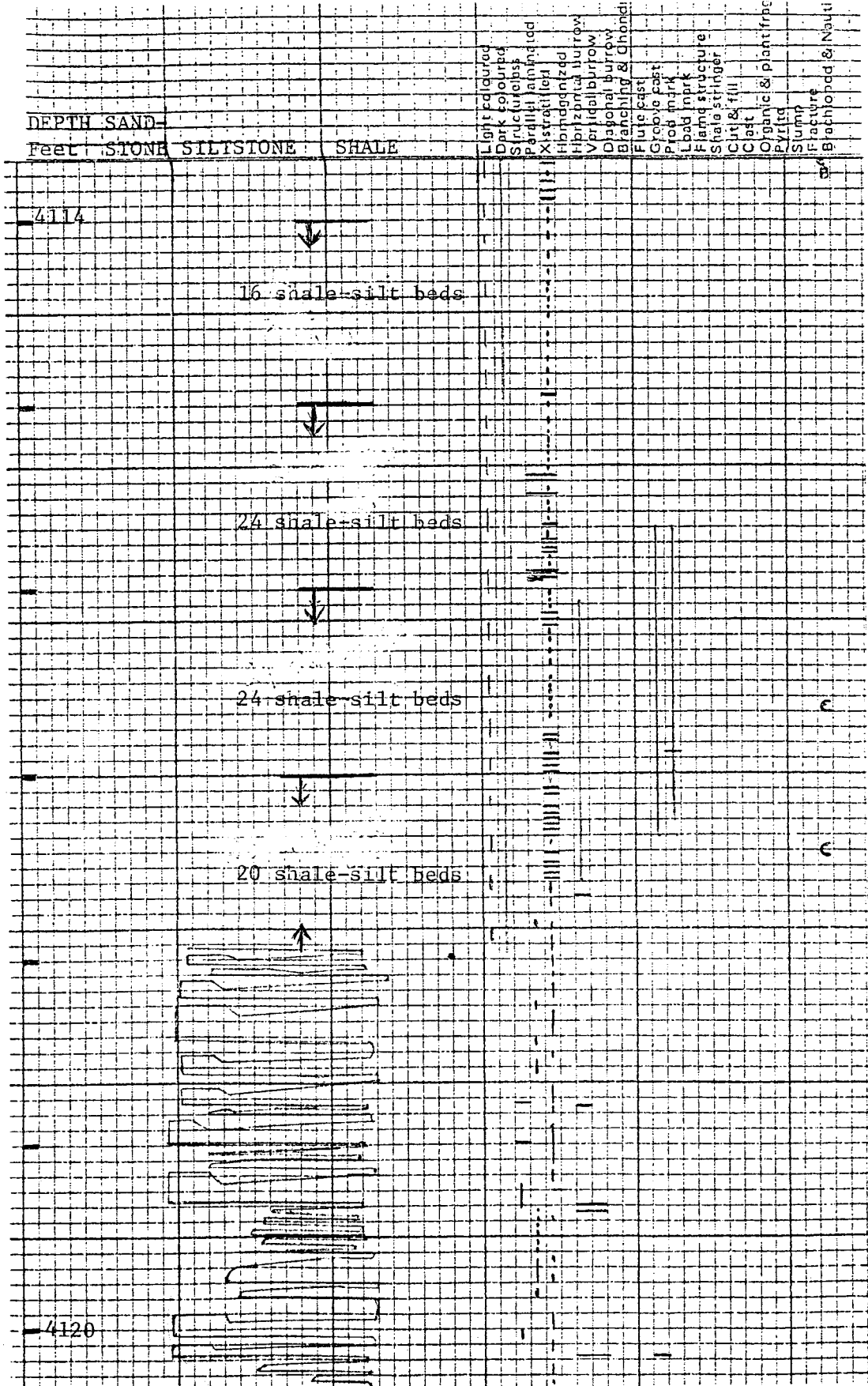



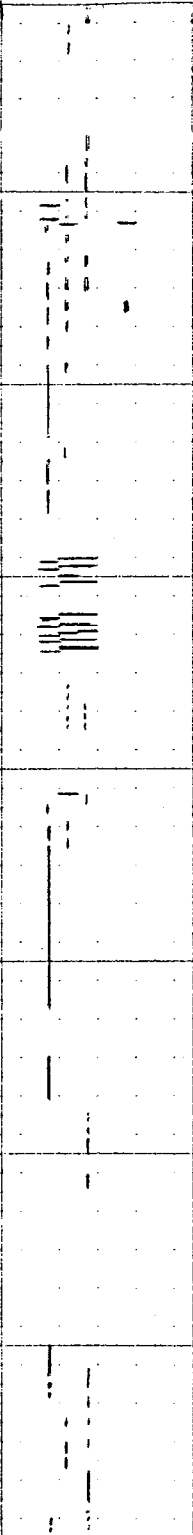


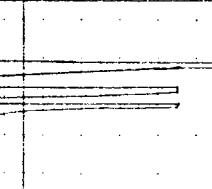






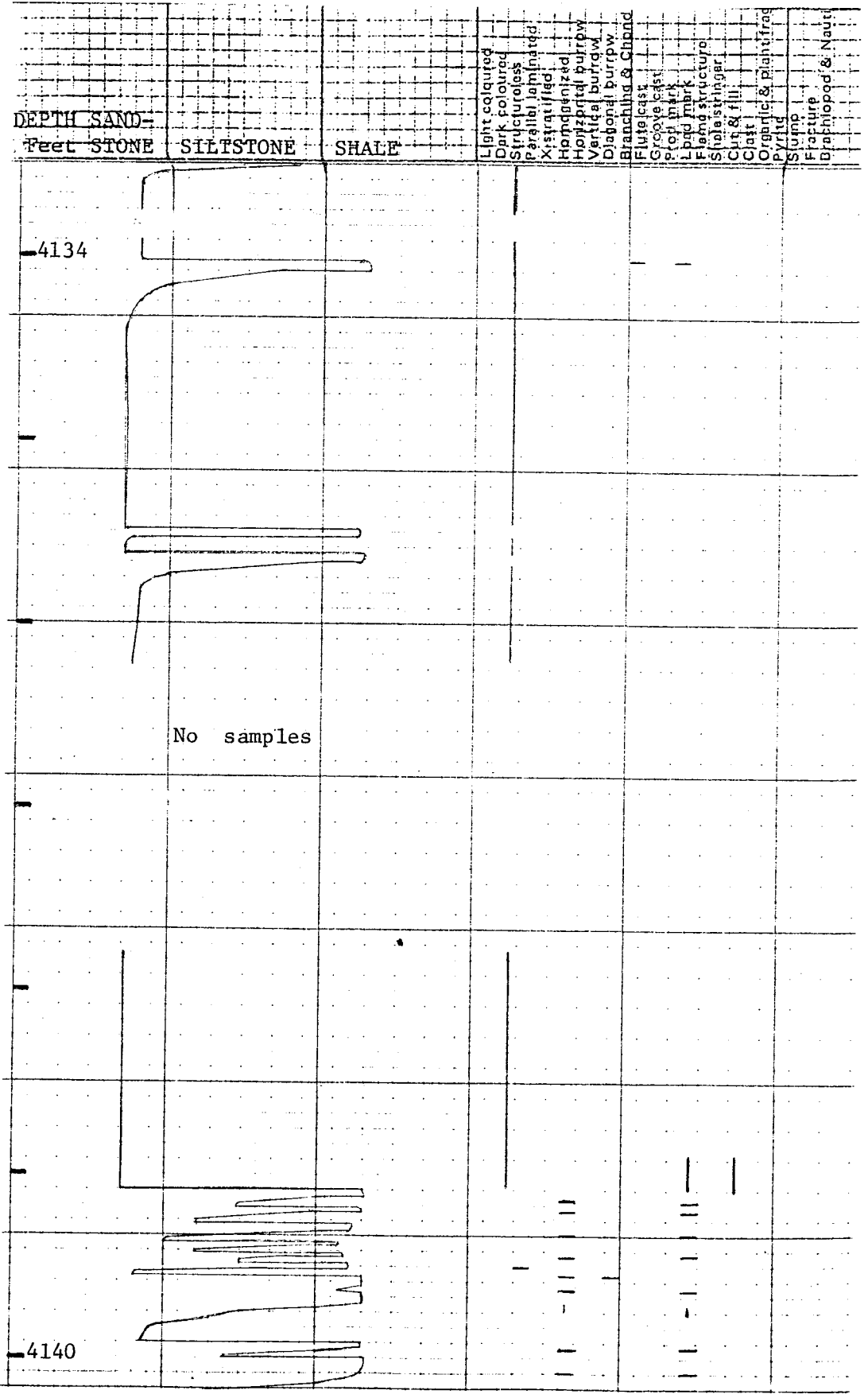
3) Core description for well 10746 (Bar. 243).

DEPTH SAND-	STONE	SILTSTONE	SHALE	Light coloured Dark coloured Structureless Parallel laminated X-stratified Homogenized Horizontal burrow Vertical burrow Diagonal burrow Branching & Chondrites burrow Fute cast Groove cast Foot mark Lipid mark Flame structure Shale stringer Clut & fill Clast Organic & plant fragment Pyrite	Stump Fracture Bacthiopod & Nautiloids
4113	1	14 shale-silt beds			





DEPTH SAND- Feet STONE SILTSTONE SHALE			Light coloured Dark coloured Structureless Parallel laminated X-stratified Homogenized Horizontal burrow Vertical burrow Diagonal burrow Branching & Clind Flute cast Groove cast Prod. mark L. bed mark F. lina structure S. nestinger C. in & fill Clast Organic & plant fra Pyrite S. imp Fracture Bryolopod & Naut		
4127					
No samples					
4133					



DEPTH Feet	SAND- STONE	SILTSTONE	SHALE	Light coloured	Dark coloured	Structureless	Parallel laminated	X-stratified	Horizontal	Vertical burrow	Diagonal burrow	Branching & Chond	Flute cast	Groove cast	Foot mark	Leaf structure	Shale stringer	Clit & fill	Clast	Organic & plant frag	Pyrite	Stump	Fracture	Brachiopod & Naut
				4141																				
4146																								

DEPTH SAND- Feet STONE	SILTSTONE	SHALE	Light coloured	Dark coloured	Structureless	Parallel laminated	X-stratified	Horizontal burrow	Vertical burrow	Diagonal burrow	Branching & Girand	Flute cast	Groove cast	Poth mark	Lipid mark	Flaming structure	Shale stringer	Clus & fill	Cast	Organic & plant frags	Pyrite	Stump	Fracture	Bryolopod & Naut
4147																								
4153																								

DEPTH SAND- Feet STONE	SILTSTONE	SHALE	Light colored	Dark colored	Structureless	Parallel laminated	X-stratified	Homogenized	Horizontal burrow	Vertical burrow	Diagonal burrow	Branching & Chand	Flute cast	Groove cast	Pool mark	Loop mark	Figure structure	Shale stringer	Clut & fill	Clait	Organic & Plant frog	Pyrite	Slump	Fracture	Drain hood & Nauti
4154																									
4160																									



